

YCS7N Surge Protection Device



General

YCS7N series Surge Protection Device is suitable for TT, IT, TN-S, TN-C and TN-C-S, the power supply system with the rated voltage up to 110/230V and AC 50/60Hz. The product is usually installed in the incoming line low voltage distribution box of the building, and it can release 80kA lightning stroke current.

Standard: IEC61643-11



Type designation

YC S7N - □□□ □□□

Company code	Design code	Level	Current
YC	S7N	- □□□	□□□
CNC	S7N	I+II: T1(10/350μs) + T2(8/20μs) T2	/: Non communication R: Remote communication

Feature

- Installation
 - The surge protector's housing size meets the space saving 18mm width modulus requirement, so the device is easy to install. The lightning arrester can be easily installed by attaching it to the 35mm guide rail.
- Characteristics
 - Seal structure design, no arc leakage during operation;
 - Modular design, integrated design, more beautiful appearance;
 - Limp 12.5kA, 15kA, fast response time;
 - Imported high energy graphite, stable performance, safe use;
 - 35mm standard rail installation.
- The use of advantages
 - Switch type modular surge protector, with high lightning current discharge capacity;
 - The unique use of sealed design structure, even in the operation, there will be no leakage arc;
 - The use of high safety, no continuous flow;
 - No grounding jumper, more convenient installation, more safe;
 - When used with the post-stage voltage limiting type surge arrester, the two-stage surge arrester can be installed together.

Operating Conditions

- It is needless to adjust the protection device after it has been mounted.
- Only the protection device is installed appropriately, it can protect the power grid automatically at once;
- When the protection device is operating, the tablet or module shall be examined regularly, to check if it glows, meanwhile, observe if the red indicator lamp of fuse brightens. Please change the fault element in time.

Final Distribution

YCS7N Surge Protection Device

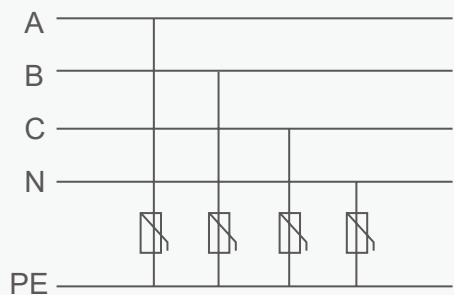
Technical data

Table 1 Variety & spec.of YCS7N series surge protection device

Moedl & spec	Rated operating voltage (Un)	Max continuous operating voltage Uc(V)	Protection level UP(KV)	Nominal operating currentIn 8/20us (kA)	Max effective current 8/20us (kA)	Lightning impulse current 10/350us (kA)	Response time ns	Operating temperature	
YCS7N	110V/220V	275	0.7	5	10	/	<25	-40~+80°C	
		440	1.0			/			
		275	1.2	10	20	/			
		440	1.5			/			
		275	1.5	20	40	/			
		440	2.2			/			
		275	1.8	30	60	/			
		440	2.4			/			
		275	2.0	40	80	/			
		440	2.5			/			
		275	1.5	/	/	12.5			<100
		385	2.5	/	/				
		275	2.0	/	/				
		385	2.5	/	/				

Index	Code	N-PE/12.5	N-PE/15
continuous operating voltage Uc(V)		255V/280V/385V	
protection level UP(KV)		≤1.5KV≤2.0KV≤2.5	
Nominal operating currentin 8/20us (KA)		/	/
Lightning impulse current 10/350us (KA)		12.5	15
Response Time ns		< 100ns	
Color		Blue/Wie	

Main constitution and working principle



380V Network diagram

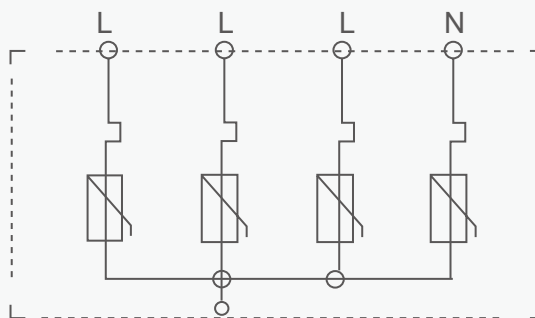
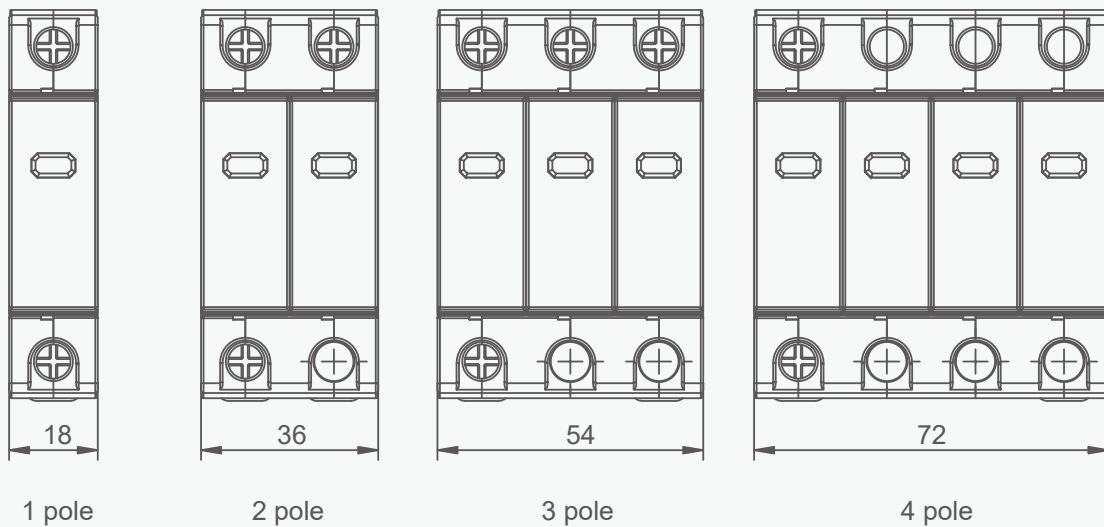
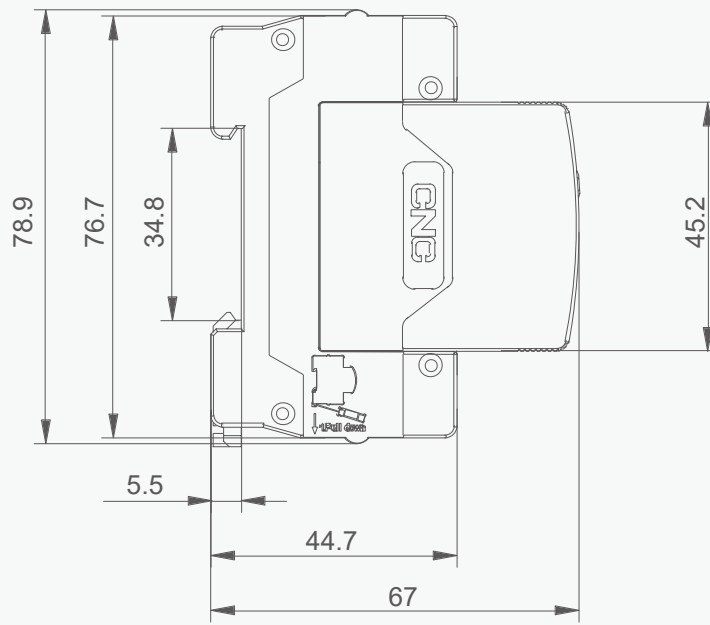


Diagram 2 1 Thermal failure release 2 Piezoresistor

Final Distribution

YCS7N Surge Protection Device

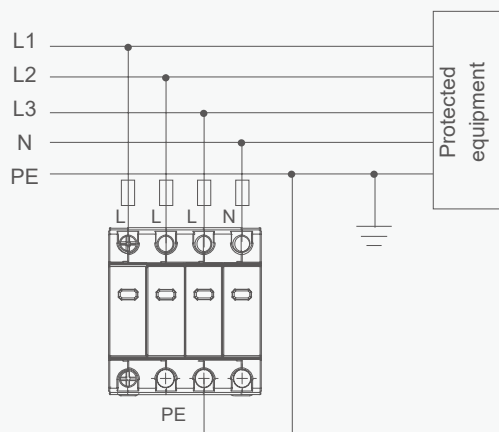
Overall and mounting dimensions(mm)



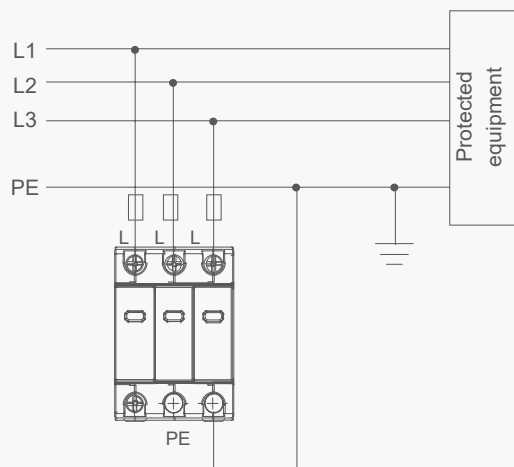
A

YCS7N Surge Protection Device

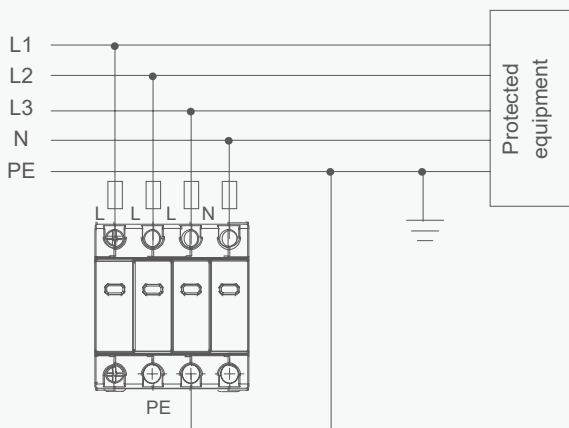
A



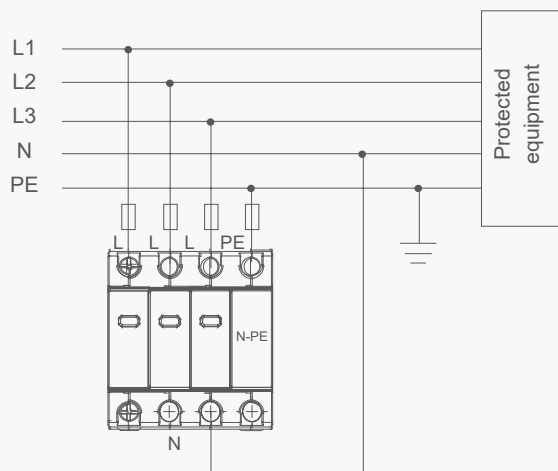
Wiring mode of TN-S power supply system



Wiring mode of TN-C power supply system



Wiring mode of TT power supply system



"3+1" wiring mode

Wiring Diagram with Remote Signalling

