


YCS7N Series

Surge Protection Device

OPERATION INSTRUCTION

CNC Deliver Power For
Better Life

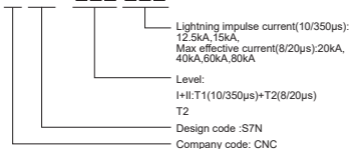
-  Before installing and using this product, please read this manual carefully and pay more attention to safety.

1. General

YCS7N series Surge Protection Device is suitable for TT, IT, TN-S, TN-C and TN-C-S, the power supply system with the rated voltage up to 110/220V and AC 50/60Hz. Its design corresponds to IEC61643-1. The product is usually installed in the incoming line low voltage distribution box of the building, and it can release 80kA lightning stroke current.

2. Type designation

YC S7N - □□□ □□□



3. Feature

1. Installation

- The surge protector's housing size meets the space saving 18mm width modulus requirement, so the device is easy to install. The lightning arrester can be easily installed by attaching it to the 35mm guide rail.

2. Characteristics

- Seal structure design, no arc leakage during operation;
- Modular design, integrated design, more beautiful appearance;
- Limp 12.5kA, 15kA, fast response time;
- Imported high energy graphite, stable performance, safe use;

- 35mm standard rail installation.
3. The use of advantages
- Switch type modular surge protector, with high lightning current discharge capacity;
 - The unique use of sealed design structure, even in the operation, there will be no leakage arc;
 - The use of high safety, no continuous flow;
 - No grounding jumper, more convenient installation, more safe;
 - When used with the post-stage voltage limiting type-surge arrester, the two-stage surge arrester can be installed together.

4. Operating Conditions

- It is needless to adjust the protection device after it has been mounted.
- Only the protection device is installed appropriately, it can protect the power grid automatically at once;
- When the protection device is operating, the tablet or module shall be examined regularly, to check if it glows, meanwhile, observe if the red indicator lamp of fuse brightens. Please change the fault element in time.

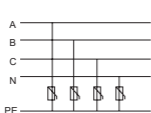
5. Technical data

Table 1 Variety & spec.of YCS7N series surge protection device

Model & spec	Rated operating voltage (Un)	Max continuous operating voltage U _c (V)	Protection level UP(KV)	Nominal operating current In 8/20us (kA)	Max effective current 8/20us (kA)	Lightning impulse current 10/350us (kA)	Response time ns	Operating temperature
YCS7N	110V/230V	275	0.7	5	10	/	<25	-40~+80°C
		440	1.0					
		275	1.2	10	20	/		
		440	1.5					
		275	1.5	20	40	/		
		440	2.2					
		275	1.8	30	60	/		
		440	2.4					
		275	2.0	40	80	/		
		440	2.5					
		275	1.5	/	/	12.5		
		385	2.5	/	/			
		275	2.0	/	/	15		
		385	2.5	/	/			

Index	Code	N-PE/12.5	N-PE/15
continuous operating voltage $U_c(V)$		255V/280V/385	
protection level UP(KV)		$\leq 1.5KV \leq 2.0KV \leq 2.5$	
Nominal operating currentin B/20us (KA)		/	/
Lightning impulse current 10/350us (KA)		12.5	15
Response Time ns		< 100ns	
Color		Blue/Wie	

6. Main constitution and working principle



380V Network diagram

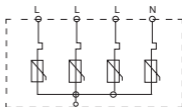
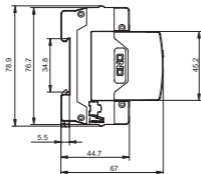


Diagram 2 1 Thermal failure release 2 Piezoresistor

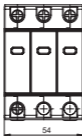
7. Overall and mounting dimensions(mm)



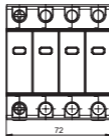
1 pole



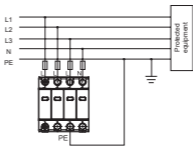
2 pole



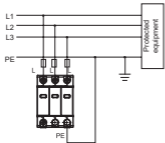
3 pole



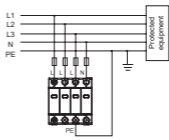
4 pole



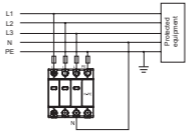
Wiring mode of TN-S power supply system



Wiring mode of TN-C power supply system



Wiring mode of TT power supply system



"3+1" wiring mode



CERTIFICATE

Product Model: YCS7N Series

Inspector: CNC 001

Production date: Printed on the product
or package

This product is qualified according to the
delivery inspection

CNC ELECTRIC

Tel:0086-577-61989999 Fax:0086-577-61891122

www.cncele.com E-mail: cncele@cncele.com

CNC

YCS7N Series