

# AFDD9NL-40 Arc Fault Detection Device ( AFDD+RCBO )

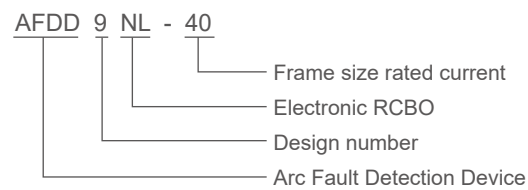


## General

The AFDD9NL-40 series Arc Fault Detection Device are assembled from 18mm - wide double - pole leakage circuit breakers (RCBO) and arc - detection modules. The products have functions of short - circuit protection, over - current protection, over - voltage protection, leakage protection, and arc - fault protection.

The AFDD9NL-40 series Arc Fault Detection Device meet the performance requirements of the standard IEC62606 - 2013. The AFDD9NL-40 series is designed in particular for UK market.

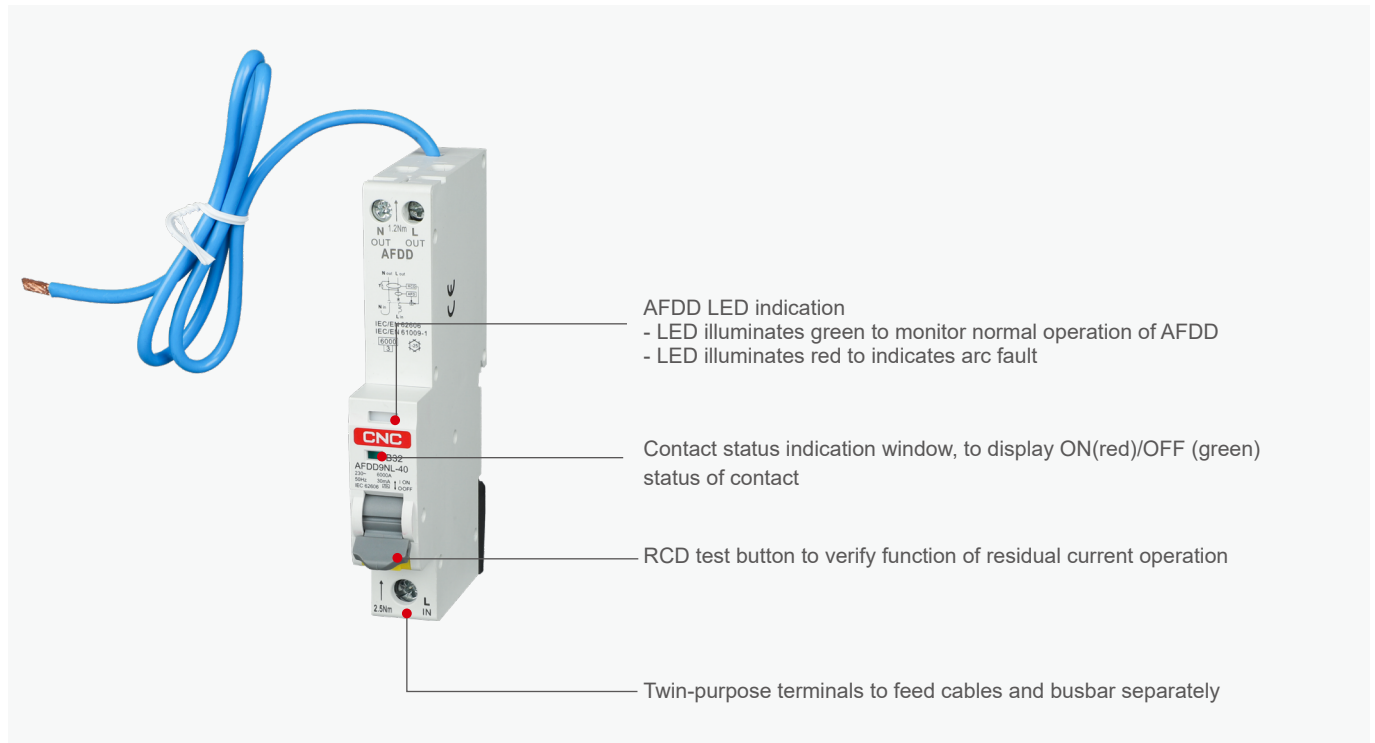
## Type designation



## Final Distribution

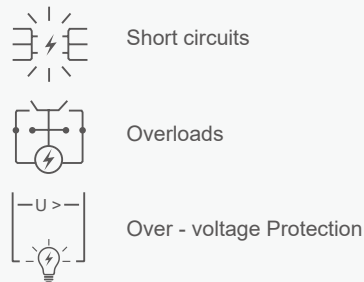
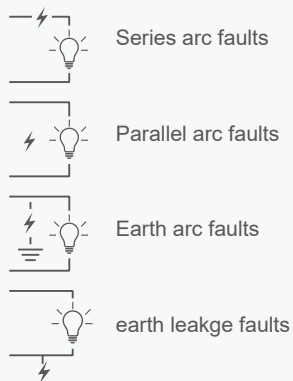
# AFDD9NL-40 Arc Fault Detection Device ( AFDD+RCBO )

## Overview



## Maximum Protection

AFDD9NL-40 offers maximum protection against:



## LED Indication

LED illumination for AFDD operation and arc fault identification

1. LED flashes in RED for 5 times when AFDD is re-closed after tripping, the tripping is caused arc fault.
2. LED flashes in YELLOW for 3 times as one cycle and such cycle repeats for 5 times when AFDD is re-closed after tripping, the tripping is caused by earth leakage fault.
3. LED flashes in YELLOW for 2 times as one cycle and such cycle repeats for 5 times when AFDD is re-closed after tripping, the tripping is caused by over-voltage.
4. LED turns GREEN when AFDD is re-closed after tripping, the tripping is caused by either overload or short circuit.
5. LED flashes in RED, AFDD is operating improperly and shall be replaced by professionals.

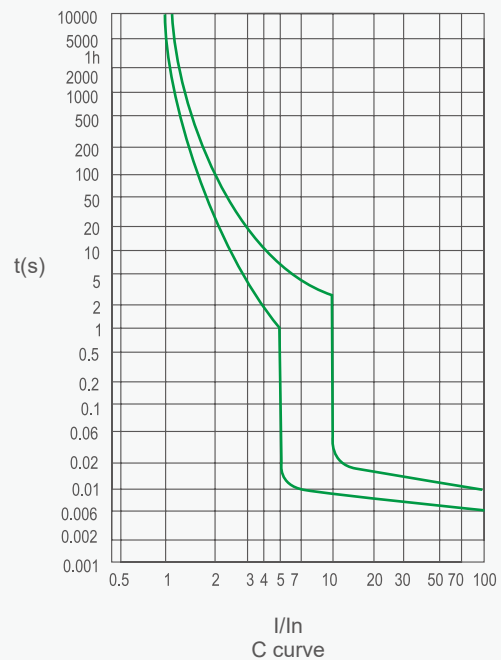
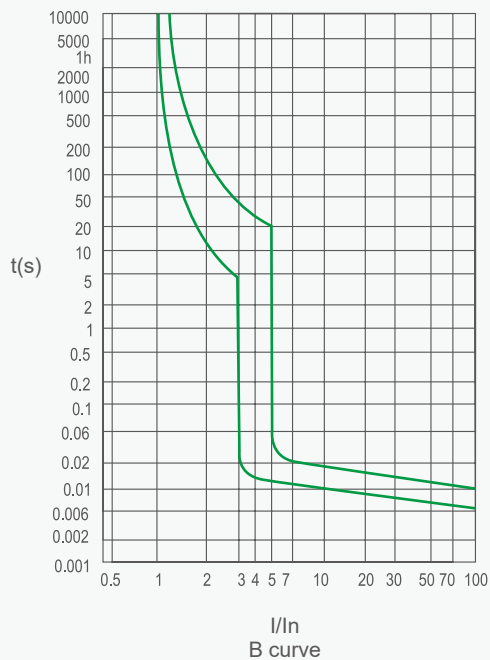
## Final Distribution

# AFDD9NL-40 Arc Fault Detection Device ( AFDD+RCBO )

### Technical data

Content	Technical data
Rated voltage $U_e$ , V	AC230/240
Approvals	CE
Rated frequency, Hz	50
Rated insulation voltage $U_i$ , V	500
Rated impulse withstand voltage $U_{imp}$ , V	4000
Rated current $I_n$ , A	6, 10, 16, 20, 25, 32, 40
Number of poles	1P+N
Instantaneous tripping type	B, C
Sensitivity $I_{\Delta n}$ , mA	30
RCD type	AC, A
Rated short circuit breaking capacity $I_{cn}$ , A	6000
Mechanical and electrical endurance, cycles	4000
Protection degree	IP20
Ambient temperature, °C	-25~+40
Standards	IEC 62606, IEC61009-1

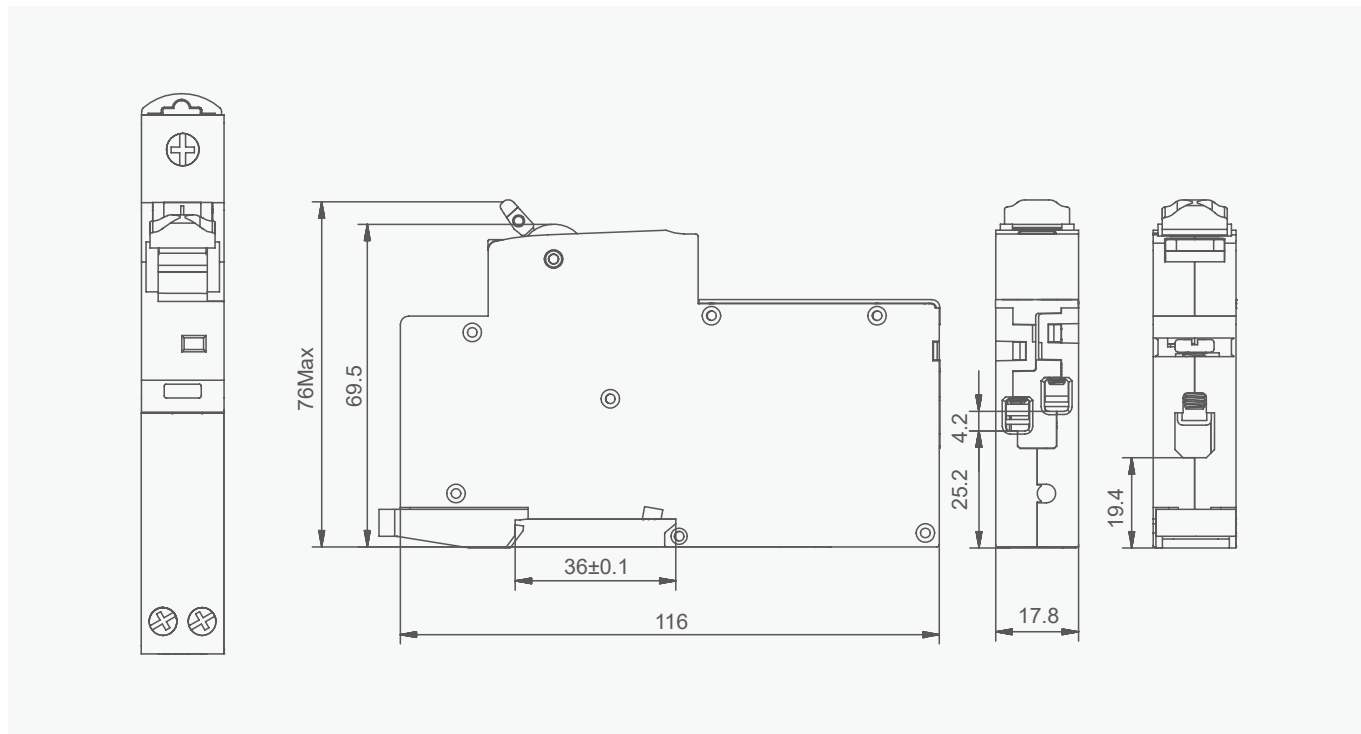
### Tripping curves



Final Distribution

**AFDD9NL-40** Arc Fault Detection Device ( AFDD+RCBO )

Overall and mounting dimensions(mm)



## Final Distribution

# AFDD9NL-40 Arc Fault Detection Device

### Ordering references

Wiring diagram	References	Pole No.	Rated current I <sub>n</sub> , A	Sensitivity I <sub>Δn</sub> , mA	Tripping curve	RCD type
	AFDD9NL-40 1P+N B6 Type AC	1P+N	6	30mA	B	AC
	AFDD9NL-40 1P+N B10 Type AC	1P+N	10	30mA	B	AC
	AFDD9NL-40 1P+N B16 Type AC	1P+N	16	30mA	B	AC
	AFDD9NL-40 1P+N B20 Type AC	1P+N	20	30mA	B	AC
	AFDD9NL-40 1P+N B25 Type AC	1P+N	25	30mA	B	AC
	AFDD9NL-40 1P+N B32 Type AC	1P+N	32	30mA	B	AC
	AFDD9NL-40 1P+N B40 Type AC	1P+N	40	30mA	B	AC
	AFDD9NL-40 1P+N B6 Type A	1P+N	6	30mA	B	A
	AFDD9NL-40 1P+N B10 Type A	1P+N	10	30mA	B	A
	AFDD9NL-40 1P+N B16 Type A	1P+N	16	30mA	B	A
	AFDD9NL-40 1P+N B20 Type A	1P+N	20	30mA	B	A
	AFDD9NL-40 1P+N B25 Type A	1P+N	25	30mA	B	A
	AFDD9NL-40 1P+N B32 Type A	1P+N	32	30mA	B	A
	AFDD9NL-40 1P+N B40 Type A	1P+N	40	30mA	B	A
	AFDD9NL-40 1P+N C6 Type AC	1P+N	6	30mA	C	AC
	AFDD9NL-40 1P+N C10 Type AC	1P+N	10	30mA	C	AC
	AFDD9NL-40 1P+N C16 Type AC	1P+N	16	30mA	C	AC
	AFDD9NL-40 1P+N C20 Type AC	1P+N	20	30mA	C	AC
	AFDD9NL-40 1P+N C25 Type AC	1P+N	25	30mA	C	AC
	AFDD9NL-40 1P+N C32 Type AC	1P+N	32	30mA	C	AC
	AFDD9NL-40 1P+N C40 Type AC	1P+N	40	30mA	C	AC
	AFDD9NL-40 1P+N C6 Type A	1P+N	6	30mA	C	A
	AFDD9NL-40 1P+N C10 Type A	1P+N	10	30mA	C	A
	AFDD9NL-40 1P+N C16 Type A	1P+N	16	30mA	C	A
	AFDD9NL-40 1P+N C20 Type A	1P+N	20	30mA	C	A
	AFDD9NL-40 1P+N C25 Type A	1P+N	25	30mA	C	A
	AFDD9NL-40 1P+N C32 Type A	1P+N	32	30mA	C	A
	AFDD9NL-40 1P+N C40 Type A	1P+N	40	30mA	C	A